

TRUST BANK 1ST MUTUAL FUND
Statement of Financial Position (Un-Audited)
As at December 31, 2020

ASSETS

Investment-at Fair Value
Dividend Receivable
Interest Receivable
Advance, Deposit & Prepayments
Other Receivable
Cash & Cash Equivalents
Preliminary & Issue Expenses

LIABILITIES

Accounts Payable

NET ASSETS

OWNERS' EQUITY

Capital Fund
Unit Premium & TRR Reserve
Unrealised Gain
Retained Earnings

Net Asset Value (NAV)-At Cost

No. of Units


Net Asset Value (NAV)-at Fair Value

No. of Units


Amount in Taka	
31-Dec-20	30-Jun-20
3,207,161,862	2,485,747,216
14,923,582	10,329,910
33,854,563	34,237,562
6,780,999	7,623,941
2,796,580	11,236,113
152,669,187	270,827,217
6,331,028	6,682,646
3,424,517,801	2,826,684,604
25,738,099	7,133,538
25,738,099	7,133,538
3,398,779,702	2,819,551,066
3,035,866,750	3,035,866,750
189,620,353	189,620,353
-	-
173,292,599	(405,936,037)
3,398,779,702	2,819,551,066
3,428,195,159	3,350,244,352
303,586,675	303,586,675
11.29	11.04
3,398,779,702	2,819,551,066
303,586,675	303,586,675
11.20	9.29


On behalf of Trust Bank 1st Mutual Fund:


Chairman, Trustee
Investment Corporation of Bangladesh


Member, Trustee
Investment Corporation of Bangladesh


CEO & Managing Director
Asset Manager
Bangladesh RACE Management PCL


Head of Fund Accounts
Asset Manager
Bangladesh RACE Management PCL


Chief Compliance Officer
Asset Manager
Bangladesh RACE Management PCL




TRUST BANK 1ST MUTUAL FUND
Statement of Profit or Loss & other Comprehensive Income (Un-Audited)
For the Period from July 01, 2020 to December 31, 2020

	Amount in Taka			
	July 01, 2020 to Dec 31, 2020	July 01, 2019 to Dec 31, 2019	Oct 01, 2020 to Dec 31, 2020	Oct 01, 2019 to Dec 31, 2019
INCOME				
Interest Income	29,457,498	26,661,215	23,865,464	16,364,386
Net Income on Sale of Securities	14,430,719	34,458,122	8,521,798	8,729,601
Income from Dividend	59,136,599	27,166,559	17,034,963	15,005,213
	103,024,815	88,285,896	49,422,224	40,099,200
EXPENSES				
Management Fee	16,600,926	16,806,324	8,549,087	8,242,821
Amortization of Preli. & Issue Exp.	351,618	351,618	175,809	175,809
Annual Listing Fee	2,130,410	2,130,410	1,065,205	1,064,829
Trustee Fee	1,517,934	1,517,934	758,967	758,967
Custodian Fee	1,471,411	1,539,872	757,244	762,684
CDBL Charge	158,506	172,112	97,287	105,358
Bank Charge	117,831	142,197	115,438	140,677
Printing Publication & IPO expenses	235,233	310,665	147,300	184,419
	22,583,869	22,971,132	11,666,336	11,435,563
Net Profit before Provision	80,440,947	65,314,765	37,755,889	28,663,637
(Provision)/Write Back against Investment	498,787,690	(229,726,204)	145,811,975	(140,578,208)
Net Profit after Provision	579,228,636	(164,411,439)	183,567,863	(111,914,571)
Earnings Per Unit (EPU)	1.91	(0.54)	0.60	(0.37)

On behalf of Trust Bank 1st Mutual Fund:



Chairman, Trustee
Investment Corporation of Bangladesh



Member, Trustee
Investment Corporation of Bangladesh

Dhaka
Date: January 28, 2021




CEO & Managing Director
Asset Manager
Bangladesh RACE Management PCL


Head of Fund Accounts
Asset Manager
Bangladesh RACE Management PCL


Chief Compliance Officer
Asset Manager
Bangladesh RACE Management PCL

TRUST BANK 1ST MUTUAL FUND
Statement of Changes in Equity (Un-Audited)
For the period ended December 31, 2020

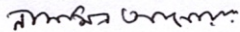
Amount in Taka

Particulars	Capital Fund	Unit Premium & TRR Reserve	Unrealised Gain	Retained Earnings	Total Equity
Balance at July 01, 2020	3,035,866,750	189,620,353	-	(405,936,037)	2,819,551,066
Net profit for the period	-	-	-	579,228,636	579,228,636
Balance at December 31, 2020	3,035,866,750	189,620,353	-	173,292,599	3,398,779,702

Statement of Changes in Equity (Un-Audited)
For the period ended December 31, 2019

Particulars	Capital Fund	Unit Premium & TRR Reserve	Unrealised Gain	Retained Earnings	Total Equity
Balance at July 01, 2019	3,035,866,750	189,620,353	-	114,837,236	3,340,324,339
Net profit for the period	-	-	-	(164,411,439)	(164,411,439)
Dividend for 2019 (Cash)	-	-	-	(106,255,337)	(106,255,337)
Balance at December 31, 2019	3,035,866,750	189,620,353	-	(155,829,540)	3,069,657,563

On behalf of Trust Bank 1st Mutual Fund:




Chairman, Trustee
Investment Corporation of Bangladesh




Member, Trustee
Investment Corporation of Bangladesh

Dhaka;
Date: January 28, 2021





CEO & Managing Director
Asset Manager
Bangladesh RACE Management PCL



Head of Fund Accounts
Asset Manager
Bangladesh RACE Management PCL

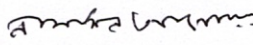



Chief Compliance Officer
Asset Manager
Bangladesh RACE Management PCL

TRUST BANK 1ST MUTUAL FUND
Statement of Cash Flows (Un-Audited)
For the Period from July 01, 2020 to December 31, 2020

Particular	Amount in Taka	
	July 01, 2020 to Dec 31, 2020	July 01, 2019 to Dec 31, 2019
A. Cash Flows from Operating Activities:		
Interest Income	29,840,497	12,658,993
Income from Dividend	54,542,926	27,820,555
Net Income on Sale of Securities	14,430,719	34,458,122
Operating Expenses	(5,274,887)	(5,519,301)
Net Cash Flow from Operating Activities (A)	93,539,254	69,418,369
B. Cash Flows from Investing Activities:		
Net Investment in Securities	(211,697,284)	(20,692,712)
Net Cash used in Investing Activities (B)	(211,697,284)	(20,692,712)
Cash Flows from Financing Activities:		
Dividend Paid	-	(106,255,337)
C. Net Cash from Financing Activities (C)	-	(106,255,337)
D. Net Increase/(Decrease) (D = A+B+C)	(118,158,030)	(57,529,680)
E. Opening Cash and Cash Equivalents (E)	270,827,217	124,159,225
F. Closing Cash and Cash Equivalents (F = D+E)	152,669,187	66,629,545
Net Operating Cash Flow Per Unit (NOCFPU)	0.31	0.23

On behalf of Trust Bank 1st Mutual Fund:



Chairman, Trustee
Investment Corporation of Bangladesh


Member, Trustee
Investment Corporation of Bangladesh

Dhaka;
Date: January 28, 2021




CEO & Managing Director
Asset Manager
Bangladesh RACE Management PCL


Head of Fund Accounts
Asset Manager
Bangladesh RACE Management PCL


Chief Compliance Officer
Asset Manager
Bangladesh RACE Management PCL