


TRUST BANK 1ST MUTUAL FUND
Statement of Financial Position (Un-Audited)
As at December 31, 2018

	Amount in Taka	
	31-Dec-18	30-Jun-18
ASSETS		
Investment-at Fair Value	3,190,967,453	3,204,904,479
Dividend Receivable	19,361,311	16,355,783
Interest Receivable	26,530,903	20,091,757
Advance, Deposit & Prepayments	6,312,950	6,940,606
Other Receivable	203,681	3,574
Cash & Cash Equivalents	171,019,778	185,251,950
Preliminary & Issue Expenses	5,488,756	8,079,561
	3,419,884,832	3,441,627,711
LIABILITIES		
Accounts Payable	95,696,713	83,238,015
	95,696,713	83,238,015
NET ASSETS	3,324,188,119	3,358,389,696
OWNERS' EQUITY		
Capital Fund	3,035,866,750	2,844,631,050
Unit Premium	189,620,353	153,285,569
Unrealised Gain	13,715,394	50,896,816
Retained Earnings	84,985,622	309,576,261
	3,324,188,119	3,358,389,696
Net Assets Value (NAV):		
At Cost	3,310,472,725	3,307,492,880
At Market (Adjusted)	3,324,188,119	3,358,389,696
Net Assets Value (NAV) per unit:		
At Cost	10.90	11.63
At Market (Adjusted)	10.95	11.81

On behalf of Trust Bank 1st Mutual Fund:


Chairman, Trustee
Investment Corporation of Bangladesh


CEO & Managing Director
Bangladesh RACE Management, PCL


Member, Trustee
Investment Corporation of Bangladesh


Head of Fund Accounts
Asset Manager
Bangladesh RACE Management, PCL

Dhaka
Date: January 30, 2019




Chief Compliance Officer
Bangladesh RACE Management, PCL

TRUST BANK 1ST MUTUAL FUND
Statement of Profit or Loss & other Comprehensive Income (Un-Audited)
For the period from July 01, 2018 to December 31, 2018

	Amount in Taka			
	July 01, 2018 to Dec.31, 2018	July 01, 2017 to Dec.31, 2017	October 01, 2018 to Dec. 31, 2018	October 01, 2017 to Dec. 31, 2017
<u>INCOME</u>				
Interest Income	29,482,509	17,901,379	14,327,707	8,854,573
Net Income on sale of securities	27,162,480	89,388,212	8,026,353	87,400,772
Income from dividend	29,581,949	40,725,037	15,854,903	22,107,059
	86,226,938	148,014,627	38,208,963	118,362,404
<u>EXPENSES</u>				
Management Fees	17,492,787	18,469,544	8,733,651	9,409,283
Amortization of Preliminary & Issue Exp.	2,590,805	2,585,459	1,298,075	1,292,730
Annual Listing Fees	2,826,108	2,754,623	1,807,020	966,403
Trustee Fees	1,430,155	1,316,508	718,980	655,538
Custodian Fees	1,347,835	1,669,104	796,773	843,108
CDBL Charges	160,099	272,685	38,947	125,789
Bank Charges	127,122	143,151	126,937	142,363
Other Expenses	379,560	218,791	234,909	139,081
	26,354,472	27,429,866	13,755,292	13,574,295
Profit for the period	59,872,466	120,584,761	24,453,671	104,788,109
(Provision) or write back against investment	-	-	12,864,161	-
Net Profit for the period	59,872,466	120,584,761	37,317,832	104,788,109
Earnings Per Unit (EPU)	0.20	0.40	0.12	0.35



Chairman, Trustee

Investment Corporation of Bangladesh



Member, Trustee

Investment Corporation of Bangladesh

Dhaka

Date: January 30, 2019




CEO & Managing Director

Bangladesh RACE Management, PCL



Head of Fund Accounts

Asset Manager

Bangladesh RACE Management, PCL



Chief Compliance Officer

Bangladesh RACE Management, PCL

TRUST BANK 1ST MUTUAL FUND
Statement of Changes in Equity (Un-Audited)
For the period ended December 31,2018

Amount in Taka

Particulars	Capital fund	Unit premium	Unrealised gain	Retained earnings	Total equity
Balance at June 30, 2018	2,844,631,050	153,285,569	50,896,816	309,576,261	3,358,389,696
Net profit for the year	-	-	-	59,872,466	59,872,466
Dividend for 2018 (RIU)	191,235,700	36,334,784	-	(227,570,484)	-
Dividend for 2018 (Cash)	-	-	-	(56,892,621)	(56,892,621)
Unrealized gain	-	-	(37,181,422)	-	(37,181,422)
Balance at December 31, 2018	3,035,866,750	189,620,353	13,715,394	84,985,622	3,324,188,119

Statement of Changes in Equity (Un-Audited)
For the period ended December 31,2017

Particulars	Capital fund	Unit premium	Unrealised gain	Retained earnings	Total equity
Balance at June 30, 2017	2,643,880,800	89,647,739	213,455,289	318,221,690	3,265,205,518
Net profit for the year	-	-	-	120,584,761	120,584,761
Dividend for 2017 (RIU)	200,750,250	63,637,830	-	(264,388,080)	-
Dividend for 2017 (Cash)	-	-	-	(52,877,616)	(52,877,616)
Unrealized gain	-	-	235,180,993	-	235,180,993.30
Balance at December 31, 2017	2,844,631,050	153,285,569	448,636,282	121,540,755	3,568,093,656

On behalf of Trust Bank 1st Mutual Fund:


Chairman, Trustee

Investment Corporation of Bangladesh


CEO & Managing Director


Bangladesh RACE Management, PCL


Member, Trustee

Investment Corporation of Bangladesh


Head of Fund Accounts
Asset Manager

Bangladesh RACE Management, PCL



Dhaka
Date: January 30, 2019


Chief Compliance Officer
Bangladesh RACE Management, PCL

TRUST BANK 1ST MUTUAL FUND

Statement of Cash Flows (Un-Audited)


For the period from July 01, 2018 to December 31, 2018

Particular	Amount in Taka	
	July 01, 2018 to Dec. 31, 2018	July 01, 2017 to Dec. 31, 2017
Cash flows from operating activities:		
Interest Income	23,043,363	21,639,718
Income from dividend	26,576,421	41,507,725
Net Income on sale of securities	27,162,480	89,388,212
Operating expenses	(24,119,209)	(22,386,868)
Net cash flow from operating activities (A)	52,663,054	130,148,787
Cash flows from investing activities:		
Net Investment in securities	(23,444,502)	(117,306,131)
Net cash used in investing activities (B)	(23,444,502)	(117,306,131)
Cash flows from financing activities:		
Dividend Paid	(43,450,725)	(33,166,495)
Net cash from financing activities (C)	(43,450,725)	(33,166,495)
Net increase/(decrease) (D = A+B+C)	(14,232,173)	(20,323,839)
Opening cash and cash equivalents (E)	185,251,950	179,957,002
Closing cash and cash equivalents (F = D+E)	171,019,778	159,633,163

Net Operating Cash Flow Per Unit (NOCFPU)

0.17

0.43



Chairman, Trustee

Investment Corporation of Bangladesh

On behalf of Trust Bank 1st Mutual Fund:




CEO & Managing Director

Bangladesh RACE Management, PCL



Member, Trustee

Investment Corporation of Bangladesh



Head of Fund Accounts

Asset Manager

Bangladesh RACE Management, PCL



Chief Compliance Officer

Bangladesh RACE Management, PCL

Dhaka

Date: January 30, 2019

